


StrikePlagiarism.com

and Moodle

Instructor's manual

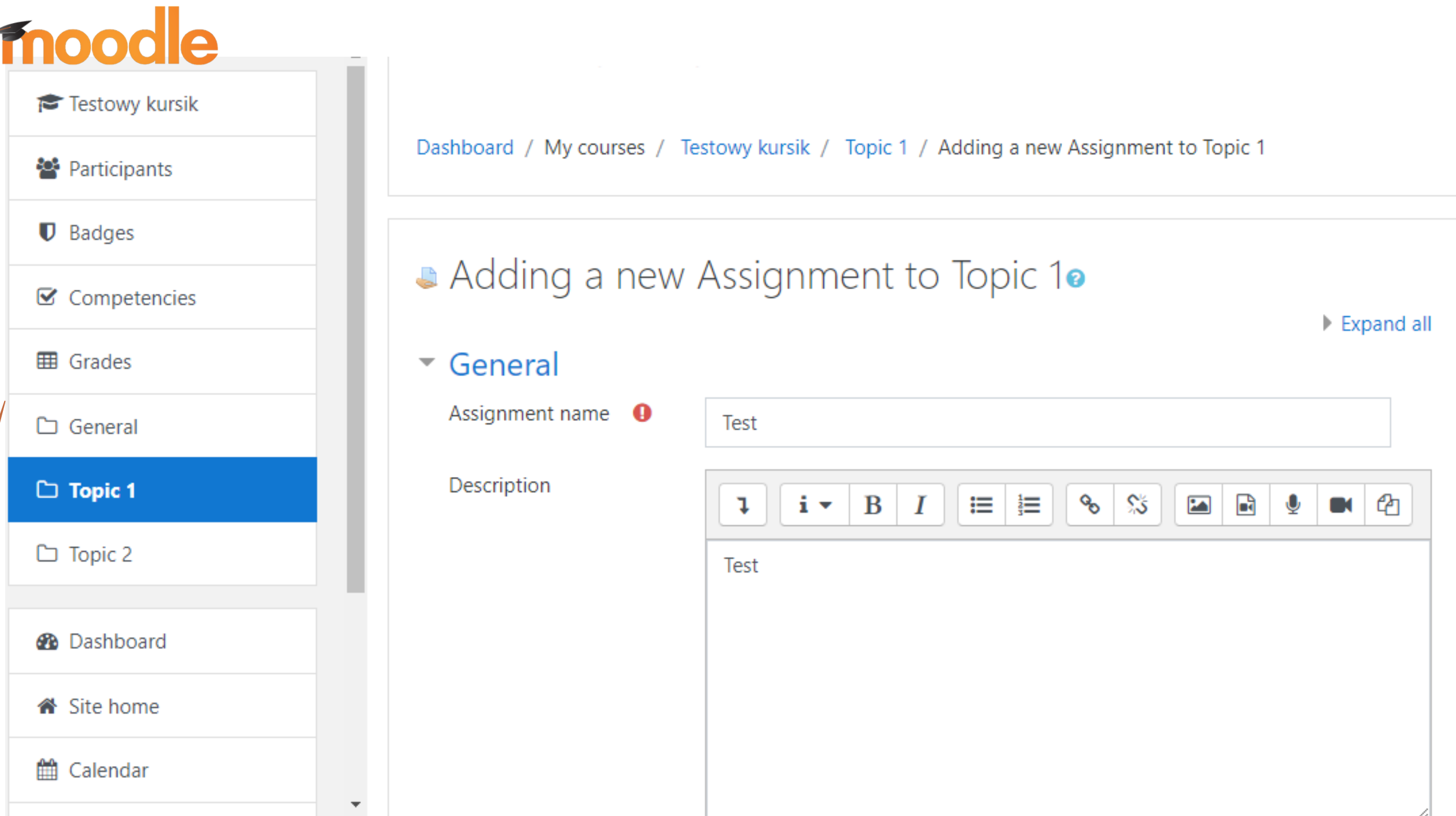


Log in as a teacher in Moodle.

<input type="text" value="Test"/>	Forgotten your username or password?
<input type="password" value="....."/>	<p>Cookies must be enabled in your browser ?</p>
<input type="checkbox"/> Remember username	<p>Some courses may allow guest access</p>
<input type="button" value="Log in"/>	<input type="button" value="Log in as a guest"/>



After creating a course, the teacher creates Assignments for the student, sets the deadlines and other parameters.



The screenshot displays the Moodle user interface. On the left is a navigation sidebar with the Moodle logo at the top. The sidebar menu includes: Testowy kursik, Participants, Badges, Competencies, Grades, General, Topic 1 (highlighted in blue), Topic 2, Dashboard, Site home, and Calendar. To the left of the sidebar is a cartoon illustration of a female teacher with glasses, holding a red book and a pointer. The main content area shows a breadcrumb trail: Dashboard / My courses / Testowy kursik / Topic 1 / Adding a new Assignment to Topic 1. Below the breadcrumb is the page title "Adding a new Assignment to Topic 1" with a help icon and an "Expand all" link. A "General" section is expanded, showing the "Assignment name" field with the value "Test" and a red warning icon. The "Description" field contains the text "Test" and is equipped with a rich text editor toolbar featuring icons for undo, font color, bold, italic, bulleted list, numbered list, link, unlink, image, file, microphone, video, and print.



StrikePlagiarism.com plugin

Use StrikePlagiarism.com plugin

The type of the assignment

Cross-check mode

Notify admin about errors?

Notify teacher(s) about errors?

Notify teacher(s)

Moment of sending to antiplagiarism analysis

Allow all supported file formats

Save the StrikePlagiarism.com plugin settings after adjustment

Allow all supported file formats

File formats allowed for antiplagiarism analysis

Sending documents for antiplagiarism analysis

Adding documents to the comparative database

Deletion of Similarity Reports for deleted/updated submissions

Show StrikePlagiarism.com analysis status to student

Show Similarity Coefficients to student

Show Similarity Report to student

Email to student

Save and return to course

Save and display

Cancel

The student receives the assignment from the teacher and uploads the paper.


Test

Test

I agree that all files which I uploaded might be submitted to the Internet Antiplagiarism System StrikePlagiarism.com in order to check originality of the text

File submissions Maximum file size: 2MB, maximum number of files: 20

Files






You can drag and drop files here to add them.

[Save changes](#) [Cancel](#)

Student can monitor the submission status.

Submission status

Submission status	Submitted for grading
Grading status	Not graded
Due date	Wednesday, 14 December 2022, 12:00 AM
Time remaining	11 days 9 hours
Last modified	Friday, 2 December 2022, 2:34 PM
File submissions	 test EN.docx  2 December 2022, 2:34 PM
Submission comments	 Comments (0)



The teacher submits document to StrikePlagiarism.com for analysis.
Click on Report icons to open Interactive Similarity Report.



Grading action

Grade	Edit	Last modified (submission)	File submissions	Submission comments
Grade	Edit	Friday, 2 December 2022, 2:34 PM	test.docx ⚠ Add submission to StrikePlagiarism.com for analysis 2 December 2022, 2:34 PM	+ Comments (0)

[Grade](#) [Edit](#) -

[test.docx](#) Similarity Coefficient 1: **3.6%**
 Similarity Coefficient 2: **3.6%**
 2 December 2022, 2:34 PM



StrikePlagiarism report



Test Anna

test EN.docx
Author(s)
Anna

Report date 02.12.2022

Edit date ---



Save | Submit

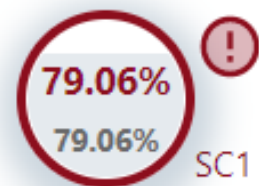
English ▾

Metadata

List of possible text manipulation attempts

Record of similarities

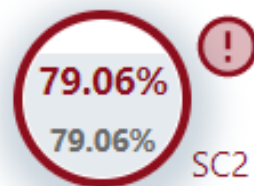
Please note that high coefficient values do not automatically mean plagiarism. The report must be analyzed by an authorized person.



SC1

10

The phrase length for the SC 2



SC2

1471

Length in words



QC

9984

Length in characters

Active lists of similarities

Scroll the list and analyze especially the fragments that exceed the SC 2 (marked in bold). Use the link "Mark fragment" and see if they are short phrases scattered in the document (coincidental similarities), numerous short phrases near each other (mosaic plagiarism) or extensive fragments without indicating the source (direct plagiarism).

Within academia, plagiarism by students, professors, or researchers is considered academic dishonesty or academic fraud, and offenders are subject to academic censure, up to and including expulsion. Some institutions use plagiarism detection software to uncover potential plagiarism and to deter students from plagiarizing. Some universities address the issue of academic integrity by providing students with thorough orientations, **toyota** required writing courses, and clearly articulated honor codes. Indeed, there is a virtually uniform understanding among college students that plagiarism is wrong. "Nevertheless, each year students are brought to their institutions' disciplinary boards on charges that they have misused sources and try to cheat in their schoolwork." [23]

However, the practice of plagiarizing by use of sufficient word substitutions to exclude detection software, a known as rogeting, has rapidly evolved as students and unethical academics seek to stay ahead of detection software. [24]

Despite phenomenon of plagiarism is very sensitive in academic society, there is no much done to move forward with academic integrity in many countries. The reasons are various: lack of legislation and regulations, poor practices implemented etc. Within last few years the plagiarism scandals became loudly discussed both among politicians and academic community.

An extreme form of plagiarism, known as contract cheating involves students paying someone else, The main tools that all LMSs provide are: - Asynchronous and synchronous communication - Content development and

Once teacher has reviewed the report and graded it, clicking on Save Submit button at the Report, the document changes its status.


Test

Grading action



Select	User picture	First name / Surname	Email address	Status	Grade
<input type="checkbox"/>		student jkalchun	jkalchun+2@strikeplagiarism.com	Submitted for grading Graded	Grade 100.00 / 100.00

Submission status	Submitted for grading
Grading status	Graded
Due date	Wednesday, 14 December 2022, 12:00 AM
Time remaining	11 days 8 hours
Last modified	Friday, 2 December 2022, 2:34 PM
File submissions	test .docx Similarity Coefficient 1: 3.6% 2 December 2022, 2:34 PM Similarity Coefficient 2: 3.6%
Submission comments	Comments (0)



Thank you!



If you have any questions, please, contact us contact@strikeplagiarism.com