



**StrikePlagiarism.com**

**OJS**

OPEN JOURNAL  
SYSTEM

**User manual**

Open Journal Systems (OJS) is a platform for text circulation in the editorial process and a system for an online publication.

Thanks to the integration, users using both systems are able to:

- operate the integrated systems through a single account in OJS;
- send documents for anti-plagiarism analysis with just one click;
- receive the Similarity Report at the user's account in OJS.

Before using the plugin, you need to create the submission and upload the file.

The screenshot displays the 'Submit an Article' workflow in OJS. The main page has a sidebar with navigation links: Submissions, Issues, Settings, Users & Roles, Tools, and Statistics. A 'New Submission' button is highlighted in the top left. The main content area shows a progress bar with five steps: 1. Start, 2. Upload Submission, 3. Enter Metadata, 4. Confirmation, and 5. Next Steps. Below the progress bar, there are sections for 'Section Policy' and 'Submission Requirements'. The requirements list includes several checked items: 'The submission has not been previously published...', 'The submission file is in OpenOffice, Microsoft Word, or RTF document file format.', 'Where available, URLs for the references have been provided.', and 'The submission is less than 40 MB in size...'. A modal window titled 'Upload Submission File' is open, showing a progress bar with three steps: 1. Upload File, 2. Review Details, and 3. Confirm. The modal contains a dropdown menu for 'Article Component' set to 'Article Text', a dashed box for file upload with the text 'Drag and drop a file here to begin upload', and an 'Upload File' button highlighted with a red border. At the bottom of the modal are 'Continue' and 'Cancel' buttons.

**Submission Files** Q Search Upload File

▶  57-1 jsmart, test EN.docx	January 10, 2023	Article Text
------------------------------	------------------	--------------

When the file is loaded, click save and continue, enter Metadata and Finish Submission.



1. Start 2. Upload Submission **3. Enter Metadata** 4. Confirmation 5. Next Steps

**Prefix**  **Title \***   
*Examples: A, The*

**Subtitle**

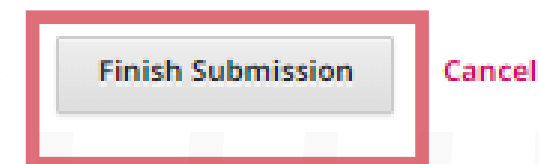
**Abstract \***

**List of Contributors** Add Contributor

Name	E-mail	Role	Primary Contact	In Browse Lists
▶ John Smart	contact@strikeplagiarism.com	Journal editor	<input checked="" type="checkbox"/>	<input checked="" type="checkbox"/>

1. Start 2. Upload Submission 3. Enter Metadata 4. Confirmation 5. Next Steps

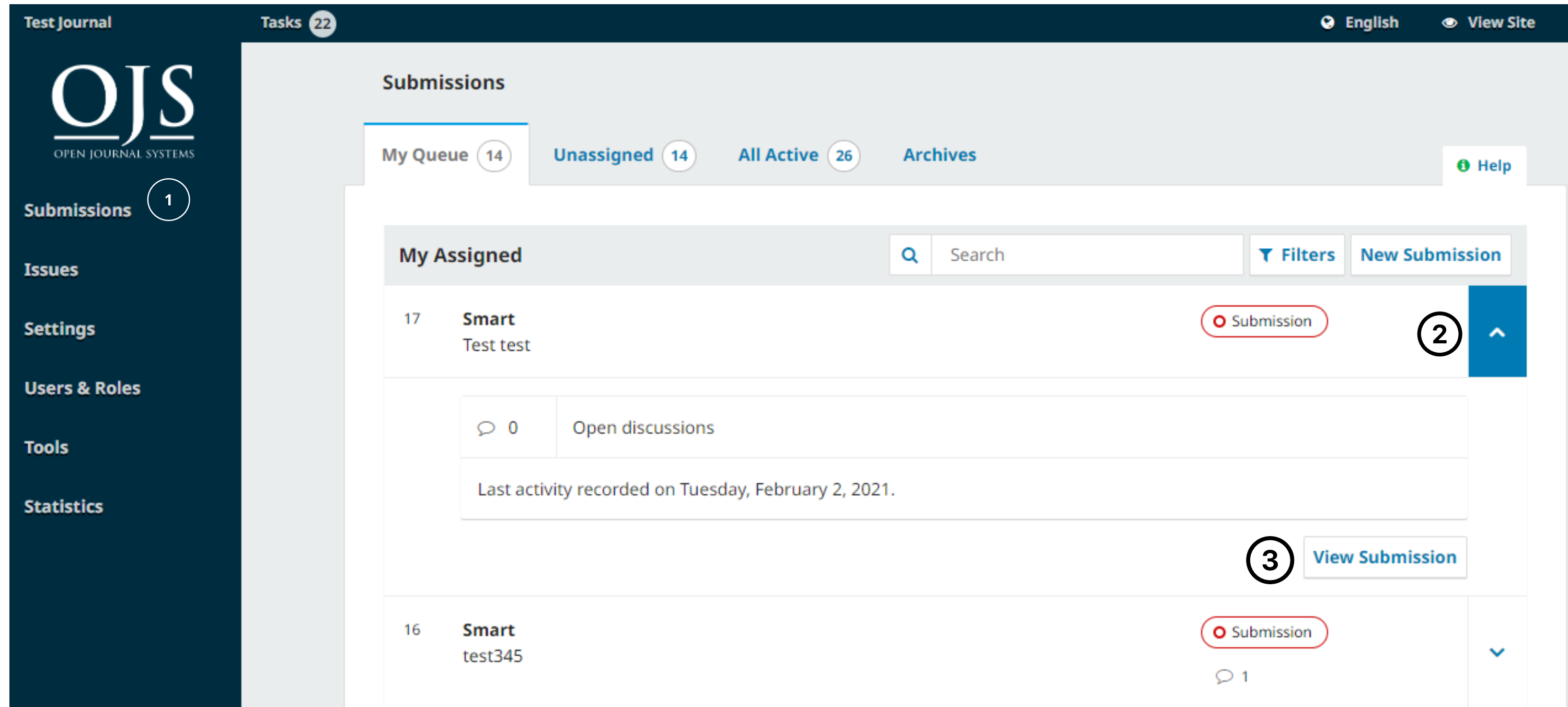
Your submission has been uploaded and is ready to be sent. You may go back to review and before continuing. When you are ready, click "Finish Submission".





# 1. HOW TO USE THE PLUGIN:

In the list of submissions, select the document to be sent for anti-plagiarism analysis - expand it by clicking the arrow - then click the "View Submission".



In the submission preview, click the arrow again to display the options under the document, and then Send the file for antiplagiarism analysis.

Test Journal Tasks 23 English View Site

30 / Smart / A test: Test Activity Log Library

Workflow Publication StrikePlagiarism.com

Submission Review Copyediting Production Help

Submission Files Search Upload File

54-1	jsmart, test EN.docx	January 10, 2023	Article Text
------	----------------------	------------------	--------------

Antiplagiarism analysis status

New

Submissions Issues Settings Users & Roles Tools Statistics

Submission Files Search Upload File

54-1	jsmart, test EN.docx	January 10, 2023	Article Text
------	----------------------	------------------	--------------

More Information Edit Delete Send the file for antiplagiarism analysis

Download All Files

You need to confirm the action and if everything is done correctly, you will receive a notification that the file has been sent for analysis.

Send the file for antiplagiarism analysis



Are you sure you wish to send this file for antiplagiarism analysis?

OK

Cancel

Notification



The file has been sent

You can check the status of documents sent for anti-plagiarism analysis..

The screenshot displays the OJS interface with a sidebar on the left containing navigation links: Submissions, Issues, Settings, Users & Roles, Tools, and Statistics. The main content area shows a breadcrumb trail: 30 / Smart / A test: Test. Below this, there are tabs for Workflow, Publication, and StrikePlagiarism.com (highlighted with a red box). Under the StrikePlagiarism.com tab, there are sub-tabs for Submission, Review, and Copy. The Submission Files section shows a file named 'jsmart, test EN.docx' with ID '54-1'. A red box highlights the 'Antiplagiarism analysis status' section, which indicates 'In progress'. Below this, a table titled 'Submission Files - StrikePlagiarism.com' provides details for the file.

Select	ID	Filename	File status	SC1	SC2	Similarity Report
<input type="checkbox"/>	54-1	jsmart, test EN.docx	In progress			<a href="#">Reload</a>

Below the table, there are links for 'Edit the file status' and 'Clear antiplagiarism analysis data'. At the bottom right, there are status indicators: Approved, Rejected, and Will not be evaluated.



Once the analysis is complete, you can see the Similarity Coefficients here (SC1, SC2 ) and you can download the Similarity Report.

The screenshot displays the 'Test Journal' interface. The top navigation bar includes 'Test Journal', 'Tasks 23', 'English', and 'View Site'. The left sidebar contains menu items: 'Submissions', 'Issues', 'Settings', 'Users & Roles', 'Tools', and 'Statistics'. The main content area has tabs for 'Workflow', 'Publication', and 'StrikePlagiarism.com' (highlighted with a red box). Below the tabs, there is a section titled 'Antiplagiarism analysis status' with a message: 'Report requires evaluation'. A table titled 'Submission Files - StrikePlagiarism.com' shows the analysis results for a file named 'jsmart, test EN.docx'. The table includes columns for 'Select', 'ID', 'Filename', 'File status', 'SC1', 'SC2', and 'Similarity Report'. The SC1 value is 75.8% and the SC2 value is 70.29%. A 'Download' link is provided for the similarity report. A 'Refresh' button is located at the top right of the table.

Select	ID	Filename	File status	SC1	SC2	Similarity Report
<input type="checkbox"/>	54-1	jsmart, test EN.docx	Report requires evaluation	75.8%	70.29%	<a href="#">Download</a>

When you download the similarity report, it will open in HTML format and you can view the results of verification.

The screenshot shows a web interface for StrikePlagiarism.com. At the top left is the logo, and at the top center is the title 'Test Anna'. On the right, the report date is '2022-12-02 14:58:35'. Below this, the document title is 'test EN.docx [ID:9489174]' and the author is 'Anna'. A 'COORDINATOR:' field is empty, and there is a 'Show details:' link. The main section is titled 'Record of similarities' and includes a disclaimer: 'Please note that high coefficient values do not automatically mean plagiarism. The report must be analyzed by an authorized person.' Two circular progress indicators show a similarity of 79.06% for 'SC1' and 'SC2'. Below these, statistics are provided: '10 The phrase length for the SC 2', '1471 Length in words', and '9984 Length in characters'. The next section is 'List of possible text manipulation attempts', with a note explaining that these modifications can be used to conceal borrowings. The first entry is 'Characters from another alphabet' with a count of 35 and a 'show in the text' link. A vertical toolbar on the right contains icons for print, zoom, warning, list, copy, and navigation.

StrikePlagiarism.com

Test Anna

REPORT DATE: 2022-12-02 14:58:35

TITLE:  
test EN.docx [ID:9489174]

AUTHOR(S):  
Anna

COORDINATOR:

Show details: [☰](#)

### Record of similarities

Please note that high coefficient values do not automatically mean plagiarism. The report must be analyzed by an authorized person.

79.06% SC1 ⓘ

79.06% SC2 ⓘ

10 The phrase length for the SC 2

1471 Length in words

9984 Length in characters


### List of possible text manipulation attempts

In this section, you can find information regarding text modifications that may aim at temper with the analysis results. Invisible to the person evaluating the content of the document on a printout or in a file, they influence the phrases compared during text analysis (by causing intended misspellings) to conceal borrowings as well as to falsify values in the Similarity Report. It should be assessed whether the modifications are intentional or not.

Characters from another alphabet 35 [show in the text](#)

## You can also:

- edit the file status
- clear antyplagiarism analysis data

Select	ID	Filename	File status	SC1	SC2	Similarity Report
<input type="checkbox"/>	 54-1	jsmart, test EN.docx	Report requires evaluation	75.8%	70.29%	<a href="#">Download</a>
<a href="#">Edit the file status</a>		<a href="#">Clear antiplagiarism analysis data</a>				

You can edit the status of the selected document, select in case the report has already been evaluated: approve or reject the report and also select if this document will not be evaluated.

[Approved](#)

[Rejected](#)

[Will not be evaluated](#)

**Approved**

Selecting the "Approved" option, means acceptance of the result of the anti-plagiarism analysis. In this case, the work will be automatically added to the clients comparison database.

**Rejected**

Choosing "Rejected" button will reject the document. This option is used to mark unaccepted reports. The documents will not be added to the comparison database.

**Will not be evaluated**

We recommend using this option for documents which are still in process of analyzation. The documents will not be added to the comparison database. If you wrongly choose the document status you can change it later on.

You can edit the status for a number of documents clicking on the check box for the selected documents.

Submission Files - StrikePlagiarism.com							Refresh
Select	ID	Filename	File status	SC1	SC2	Similarity Report	
<input checked="" type="checkbox"/>	54-1	jsmart, test EN.docx	Report requires evaluation	75.8%	70.29%	<a href="#">Download</a>	
<input checked="" type="checkbox"/>	56-1	jsmart, english.docx	Report requires evaluation	5.66%	0%	<a href="#">Download</a>	

[Approved](#)   [Rejected](#)   [Will not be evaluated](#)

Once selected documents are approved, they change their status.

Submission Files - StrikePlagiarism.com			
Select	ID	Filename	File status
<input checked="" type="checkbox"/>	54-1	jsmart, test EN.docx	Approved
<input checked="" type="checkbox"/>	56-1	jsmart, english.docx	Approved





Thank you!



If you have any questions, please, contact us [contact@strikeplagiarism.com](mailto:contact@strikeplagiarism.com)